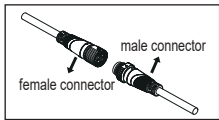
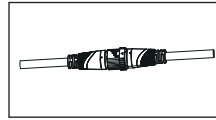


Installation Instructions

Cable Connectors



1. Connect the male and female connectors by aligning the indicative arrow on them.



2. Hold the nut on one terminal still, meanwhile, rotating clockwise till the one on the other terminals is tightened up. Otherwise the waterproof performance might be affected.

Wiring

Power Supply End	Earth wire	Neutral wire	Live wire
Fixture End	Yellow-green lead	Blue lead	Brown lead
	Green lead	White lead	Black lead

Caution

- a** Disconnect or turn off power before installation, maintenance and wiring.
- b** Cable connection must be insulated and waterproof.
- c** For luminaires with glass cover: the cover is made of tempered glass which shatters into small pieces without sharp edges when it breaks. Application condition: $-30^{\circ}\text{C}\sim 100^{\circ}\text{C}$; maximum temperature rise $\Delta t 60^{\circ}\text{C}$.
- d** The light source of this luminaire is not replaceable. When the light source's lifetime comes to an end, it is the whole luminaire that should be replaced.

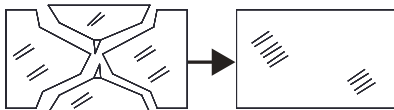
Warning: Danger! Electric shock risk!

(via IEC 60417-6042 (2011-11))

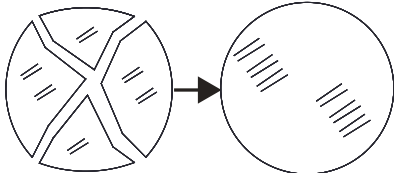


For luminaires with glass cover: The broken cover should be replaced.

Rectangle



Round



The luminaire shall be installed by a qualified electrician and wired in accordance with the latest IEE electrical regulations or the national requirements.



This marking indicates that this product should not be disposed with other household wastes throughout the EU. To prevent possible harm to the environment or human health from uncontrolled waste disposal, recycle it responsibly to promote the sustainable reuse of material resources. To return your used device, please use the return and collection systems or contact the retailer where the product was purchased. They can take this product for environmental safe recycling

Remarks

1. This luminaire uses permanent connection on power supply with flexible cable and wires (60245 IEC57). Sufficient length of cable is reserved for connection to AC power. Protection over the connection joint and elimination of tensile force there should be ensured.
2. This luminaire uses type Z attachment: the external flexible cable or cord of this luminaire cannot be replaced; if the cord is damaged, the luminaire shall be destroyed.
3. Wiring: the connection to AC power should be operated on terminal blocks in a wiring box with a degree of protection at least equivalent to the luminaire, and there should be devices to fixate wires.
4. The luminaire can be mounted onto ordinary combustible surfaces.