

## LED Module M66A Series



M66A-VB



M66A-CB

### Specification

Working Temperature:	- 40°C ~ +50°C
Storage Temperature:	- 40°C ~ +50°C
Relative Humidity:	10%~90%RH
Typical Value of Pad Temperature <sup>[1]</sup> :	60°C
IP Rating of Led Light Engine:	IP68
Impact Protection Level:	IK09
Color Temperature (CCT):	3000K,4000K,5000K,5700K
Housing:	Aluminum-ADC12

Note:

Typical values of pad temperature is obtained based on 60W with a ambient temperature of 25°C.

### Features

- Super long lifetime (Lumen maintenance)
- Various light distribution for a wide range of applications
- Strong weather resistance and wide applicability for complex situations
- High versatility apply for all sorts of light retrofit

### Application

Street lighting retrofit and application  
Tunnel lighting retrofit and application

Area lighting retrofit and application  
Flood lighting retrofit and application

Ordering Information

For Example: M66A-CBA-34-5531-7040-LU

Model	Interface	Dimension of LEDS	Wire Material	LED Qty	Lens Model		Ra & CCT	LED Brand
M66A	C: CSA V: V-shaped	B: 5050 Package	A: CCC+VDE	34: 34PCS	2530 T1S	6534 25D	7030: Ra≥70, 3000K	LU: Lumileds HP: HPWINNER
					5531 T2S	6536 60D	7040: Ra≥70, 4000K	
					6532 T2M	5535 40D	7050: Ra≥70, 5000K	
					5533 T3M	5537 90D	7057: Ra≥70, 5700K	

Note: See Appendix for light distribution curves for specific lenses.

Performance

Model	Power (W)	Driving Current ( mA )	Input Voltage ( Vdc )	Efficacy ( lm/W )	Lumens ( lm )
M66A-CB/VB	40	700	50~64	185	7400
M66A-CB/VB	50	860	50~64	182	9100
M66A-CB/VB	60	1000	50~64	178	10680

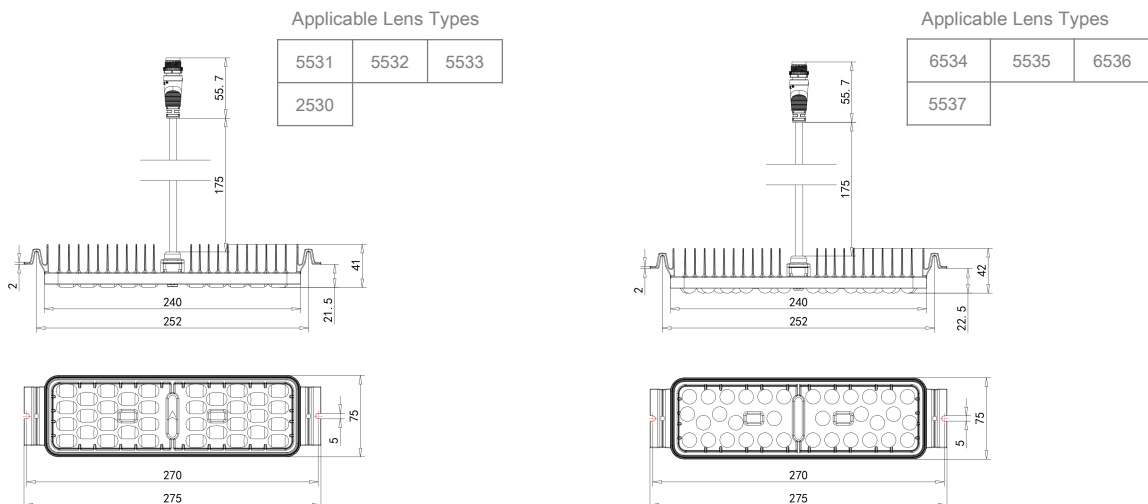
- Notes :
1. The above parameters are typical values, based on the color temperature of the module 4000K, Values shown are subject to ±5%~±8% tolerance.
  2. Light efficacy of 3000K is 5% lower than other CCTs.
  3. 6534 lens (25D) is about 8% less efficient than other lenses.

Product and Packing Dimension

Model	Product Dimension			Packing Dimension			N.W. ( kg )	Package ( PCS )	G.W. ( kg )
	L ( mm )	W ( mm )	H ( mm )	L ( mm )	W ( mm )	H ( mm )			
M66A-VB	275	75	41-42	590	340	180	0.58	20	12.5
M66A-CB	300	75	40-42	630	300	170	0.56	20	12.0

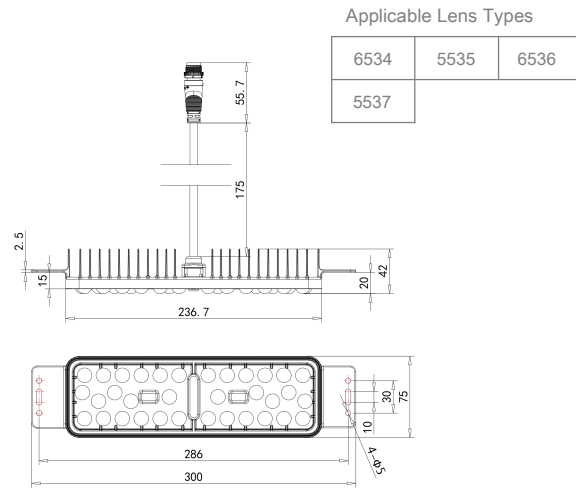
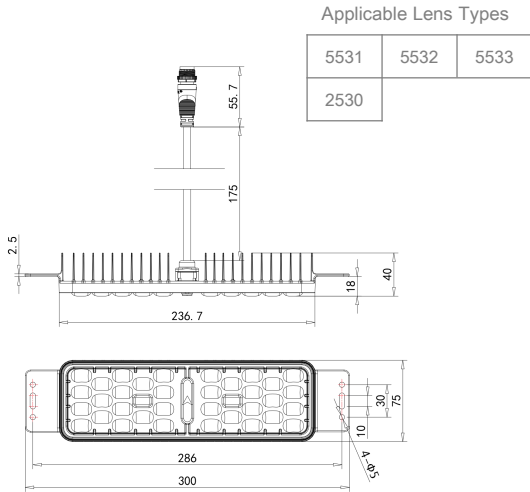
Note: The above parameters are typical values, Values shown are subject to ±5%~±8% tolerance

M66A-VB Product Diagram

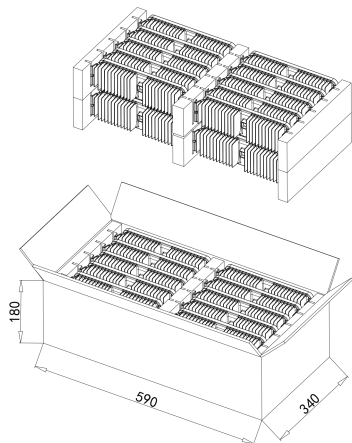


( Continued from previous page )

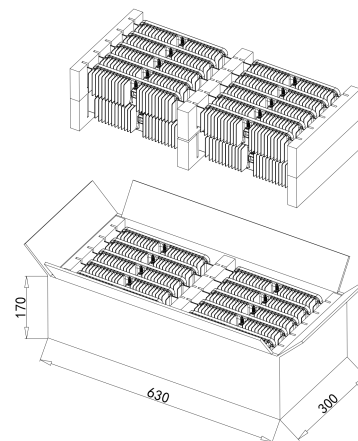
M66A-CB Product Diagram



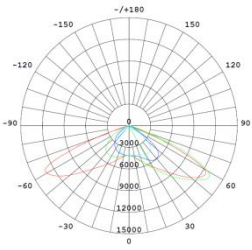
M66A-VB Packing Diagram



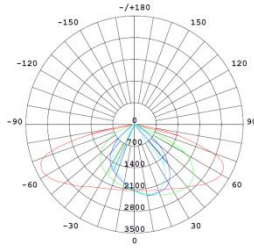
M66A-CB Packing Diagram



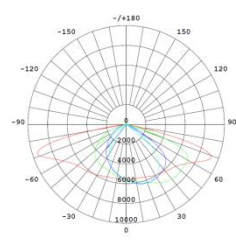
Appendix: Lighting Distributions



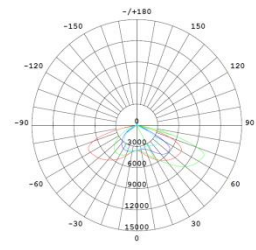
5531 ( T2S )



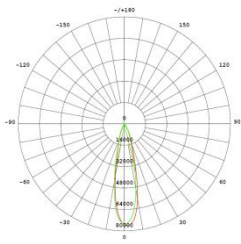
2530 ( T1S )



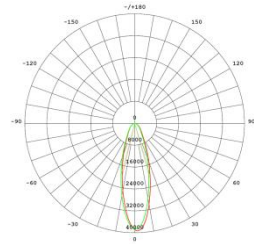
6532 ( T2M )



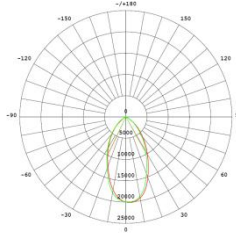
5533( T3M )



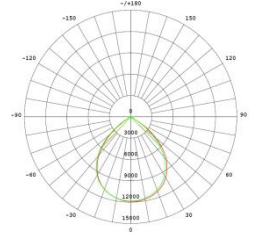
6534 ( 25D )



5535 ( 40D )



6536 ( 60D )



5537 ( 90D )