

T69A

LED Street Light



Specifications

Input Voltage:	100 ~ 240Vac
Input Frequency:	50/60Hz
Power Factor (PF):	0.95
Surge Protection Level:	10kV line-earth
Operating Environment:	-40°C ~ +50°C, 10% ~ 90% RH
Color Temperature (CCT):	3000K, 4000K, 5000K, 5700K
Color Rendering Index (CRI):	≥70
Housing:	Die-cast Aluminum
Main Material:	ADC12
IP Rating of LED Light Engine:	IP68
IP Rating of Electrical Compartment:	IP66
Warranty:	5 Years Limited

Applications

- Roadway lighting
(Urban roads, residential areas, overpasses...)
- Public areas lighting
(Theme parks, squares, parking lots...)

Features

Construction

- Die-cast aluminum housing.
- Latches provide easy, tool-less access to the electrical compartment.
- Unique patented IP68 (highest protection level) LED light engines.

Distribution

- Ergonomic and dedicated lighting distributions are available for various roadway applications.

Options

- Optional NEMA receptacle & photocell/shorting cap.
- Optional electrical disconnecter.

Finishing Colors

	Gray		Black
	White		Dark Gray



T69A

LED Street Light

Ordering Information

Example: T69A-1-60-CK7Bmax-BA-34-1384-7040-CM-MO-GY

Luminary Type	Module Qty.	System Power		Module Type	LEDs Type	Cable Type	LED Qty. per module
T Street light 69A 69A series	1 1pcs LED module 2 2pcs LED modules 3 3pcs LED modules 4 4pcs LED modules	60 60W 120 120W 180 180W 240 240W		CK7Amax CK7Bmax	B 5050	A CCC+VDE C PSE H UL X OTHER	34 34pcs
Lens Code		CRI	CCT	Brand of LEDs		Driver Brand	Housing Color
1384 Type I Short 2386 Type II Short	1385 Type I Short 2387 Type III Medium	60 Ra≥60 70 Ra≥70 80 Ra≥80 90 Ra≥90	30 3000K 40 4000K 50 5000K 57 5700K	LU LUMILEDS LN LUMINUS CM CUSTOMIZATION XX OTHER		IN INVENTRONICS MO MOSO XX OTHER	BK Black WH White DG Dark Gray GY Gray
CK7Bmax	CK7Amax						

Performance

Model	Module Type	Power (W)	Efficacy (lm/W)	Lumens (lm)
T69A-1	CK7Bmax	60	160	9,600
T69A-2	CK7Bmax	120	167	20,040
T69A-3	CK7Amax	180	167	30,060
T69A-4	CK7Amax	240	167	40,080

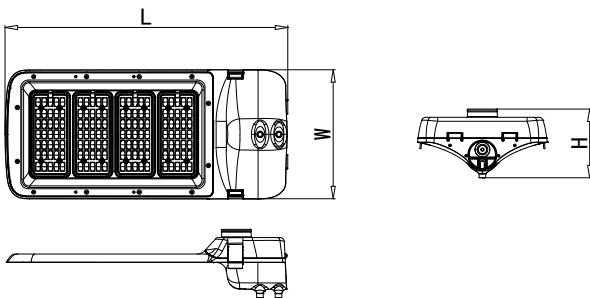
*Above values are calculated based on the product with CCT over 3000K, values of 3000K are 5% lower than above values.

*Values shown are subject to ±5%~±8% tolerance.

Dimensions

Model	L (mm)	W (mm)	H (mm)	N.W.* (kg)
T69A-1	385	240	165	2.9
T69A-2	515	240	165	3.7
T69A-3	580	310	165	4.2
T69A-4	680	310	165	5.0

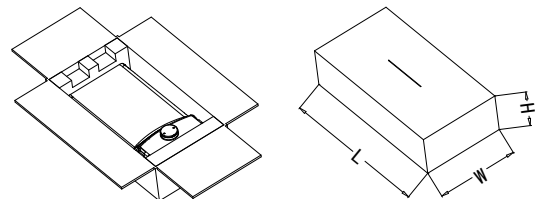
*Values shown are subject to ±5% tolerance.



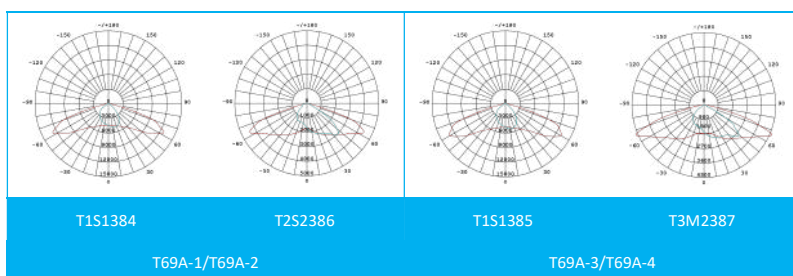
Package Information

Model	L (mm)	W (mm)	H (mm)	G.W.* (kg)
T69A-1	435	300	200	3.6
T69A-2	565	300	200	4.5
T69A-3	630	370	200	5.2
T69A-4	730	370	200	6.1

*Values shown are subject to ±5% tolerance.



Distributions



T69A

LED Street Light

Accessories



Photocell

Shorting Cap

Version History

Change Date	Version	Description of Change		
		Item	From	To
2021/04/01	Version 2.0	Datasheet Release		