

T1M

LED Street Light



Specifications

Input Voltage:	100 ~ 240Vac
Input Frequency:	50 / 60Hz
Power Factor (PF):	0.95
Surge Protection Level:	10kV line-earth
Operating Environment:	-40°C ~ +50°C, 10% ~ 90% RH
Color Temperature (CCT)*:	3000K, 4000K, 5000K, 5700K
Color Rendering Index (CRI):	≥70
Housing:	Die-cast Aluminum
IP Rating of LED Light Engine:	IP68
IP Rating of Luminaire:	IP67
Impact Protection Level:	IK08
Warranty:	5 Years Limited

Applications

- Roadway lighting
(Residential areas, overpasses, alleys...)
- Public areas lighting
(Theme parks, squares, parking lots...)

Features

Construction

- Die-cast aluminum housing.
- Unique patented IP68 (highest protection level) LED light engines.
- Whole structure heating dissipation design with best thermal conduction and radiation.
- IP67 rated luminaire.

Distribution

- Ergonomic and dedicated lighting distributions are available for various roadway applications.

Control

- Sensor available (on/off).

Finishing Colors

	Gray		Black
	White		Blue



T1M

LED Street Light

Ordering Information

Example: T1M-N1-40-BA-12-2209-7040-CM-MO-GY

Luminary Type	Module Qty.	System Power	LEDs Type	Cable Type	Qty. of LEDs
T Street light 1M 1M series	N1 1pcs Integral LED module	20 20W 30 30W 40 40W	B 5050	A CCC+VDE C PSE H UL X OTHER	12 12pcs
Lens Code	CRI	CCT	Brand of LEDs	Driver Brand	Housing Color
2209 Type II Long 1209 Type I Short 2223 Type II Medium	60 Ra≥60 70 Ra≥70 80 Ra≥80 90 Ra≥90	30 3000K 40 4000K 50 5000K 57 5700K	LU LUMILEDS LN LUMINUS CM CUSTOMIZATION XX OTHER	IN INVENTRONICS XX OTHER	BK Black WH White BU Blue GY Gray

Performance

Model	Power (W)	Efficacy (lm/W)	Lumens (lm)
T1M	20	145	2,900
	35	140	4,200
	40	130	5,200

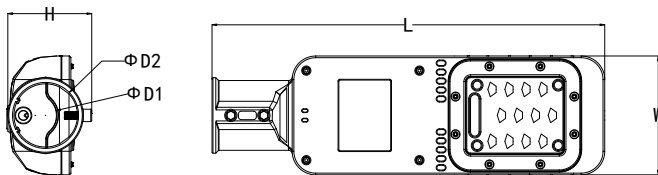
*Above values are calculated based on the product with CCT over 3000K, values of 3000K are 5% lower than above values.

*Values shown are subject to ±5%~±8% tolerance.

Dimensions

Model	L (mm)	W (mm)	H (mm)	D1 (mm)	D2 (mm)	N.W.* (kg)
T1M	415	125	90	45	70	1.9

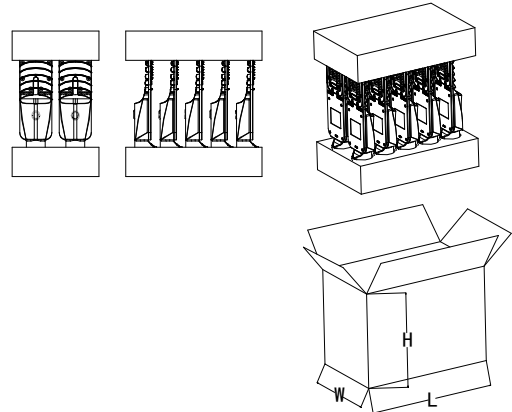
Note: Values shown are subject to ±5% tolerance.



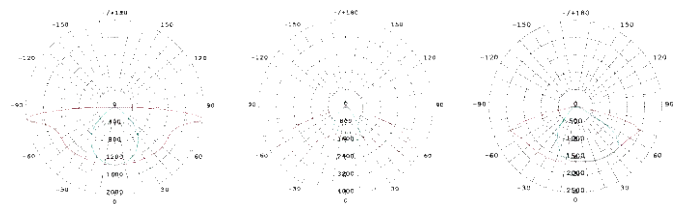
Package Information

Model	Description	L (mm)	W (mm)	H (mm)	G.W.* (kg)
T1M	10pcs/carton	550	355	510	20.5

Note: Values shown are subject to ±5% tolerance.



Distributions



T2L2209

T1S1209

T2M2223

Version History

Change Date	Version	Item	Description of Change	
			From	To
2019/05/15	Ver. 2.0	Datasheets release		